



Eighty Seven Park

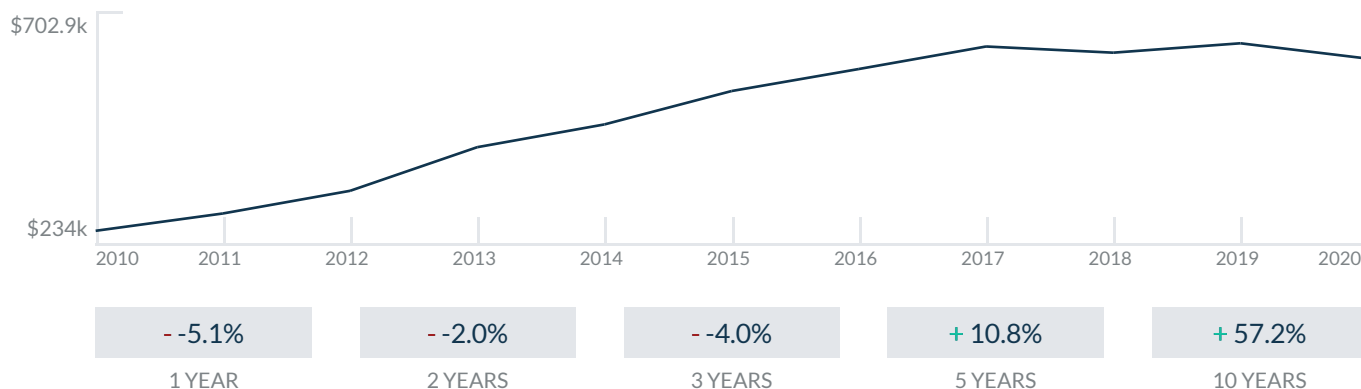
8701 Collins Ave
Miami Beach, FL 33154

Every month we compile this comprehensive market report focus on Eighty Seven Park in this convenient and easy to read format. Our datas comes from more than six different sources including MLS Associations, County Offices and Financial Institutions. Get this report for free every month on our website eightysevenparkcondosforsale.com.

Property Stats

POSTAL CODE 33154

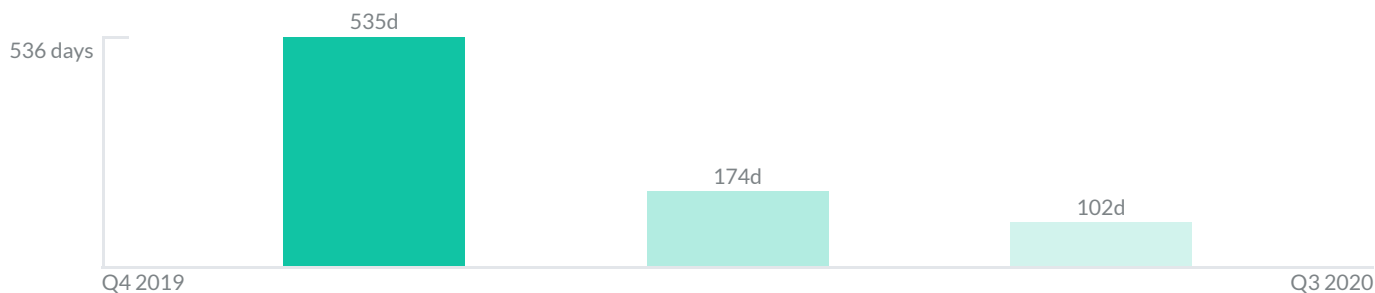
The property stats graph represents the median price evolution since ten years in your postal code area.



Similar Properties

DAYS ON THE MARKET

Everyday 3 months we monitor how many days it takes for similar properties to be sold. This is also a good indicator to know when to buy or sale!



Mortgage Rates

PER YEAR

Understanding mortgage economics is important when you want to buy with a loan. Below is the historical yearly average mortgage rates in the Unites States retrieved from Freddie Mac©

30 YEARS FIXED 4.4%



15 YEARS FIXED 3.9%



5/1-YEAR ADJUSTABLE 3.9%



Schools

CLOSEST

Having good schools nearby is important if you have kids or plan to rent or sell your home. Ratings are retrieved from the leading independent and nonprofit GreatSchools©

ELEMENTARY SCHOOL	MIDDLE SCHOOL	HIGH SCHOOL
Mater Academy Miami Beach	Aspira Raul Arnaldo Martinez Charter School	North Miami Senior High School
8/10	2/10	3/10

Insights

IN EIGHTY SEVEN PARK

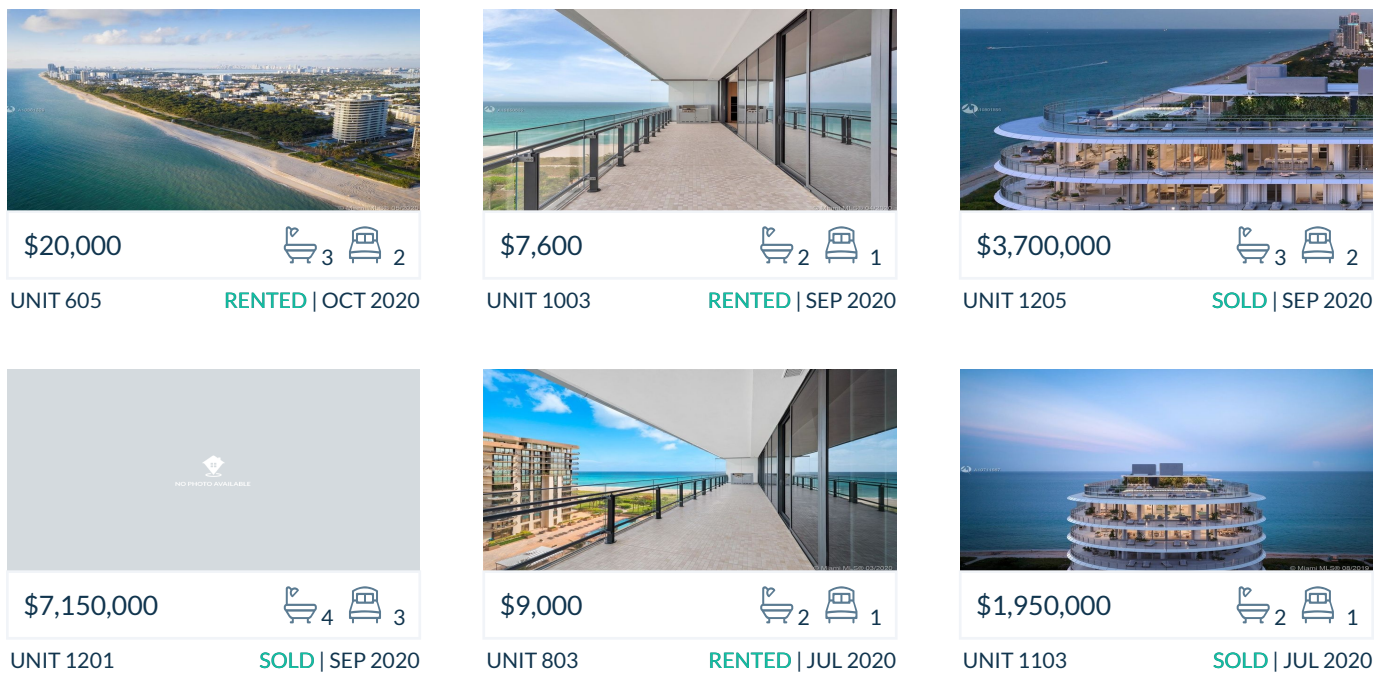
Below the average listing prices of available unit per property type.



Activity

SOLD OR RENTED

Below the latest transactions reported by the local MLS Association for Eighty Seven Park



Sold

LAST 20 PROPERTIES SOLD IN EIGHTY SEVEN PARK

Unit	Price	Beds/Baths	\$/Sqft	Sqft	Buying Date	Days on Market
1205	\$3,700,000	2/3	\$2,237.0	1,654	Jul 2020	144
1201	\$7,150,000	3/4	N/A	N/A	Jul 2020	59
1103	\$1,950,000	1/2	\$1,915.5	1,018	Feb 2020	174
805	\$3,400,000	2/3	\$2,055.6	1,654	Dec 2019	92
601	\$6,700,000	3/4	\$2,767.5	2,421	Nov 2019	978

Rented

LAST 20 PROPERTIES RENTED IN EIGHTY SEVEN PARK

Unit	Price	Beds/Baths	\$/Sqft	Sqft	Rented Date	Days on Market
605	\$20,000	2/3	\$13.1	1,522	Oct 2020	108
1003	\$7,600	1/2	\$7.5	1,018	Sep 2020	80
803	\$9,000	1/2	N/A	N/A	Jul 2020	100

Currently Listed

ACTIVE LISTINGS 1/2

Unit	Price	Beds/Baths	\$/Sqft	Sqft	Listing Date	Owner
304	\$3,550,000	2/3	\$2,227.1	1594	Sep 2020	N/A
404	\$3,750,000	2/3	\$2,573.8	1457	Oct 2020	N/A
404	\$17,000/mth	2/3	\$11.7	1457	Sep 2020	N/A
405	\$2,900,000	2/3	\$1,753.3	1654	Oct 2020	N/A
601	\$6,550,000	3/4	\$2,933.3	2233	Sep 2020	N/A
603	\$1,950,000	1/2	\$1,915.5	1018	Sep 2020	N/A
603	\$8,000/mth	1/2	\$7.9	1018	Sep 2020	N/A
604	\$3,900,000	2/3	\$2,445.1	1595	Sep 2020	N/A
703	\$12,500/mth	1/2	N/A	N/A	Sep 2020	N/A
703	\$11,500/mth	1/2	\$11.3	1018	Sep 2020	N/A
705	\$20,000/mth	2/3	\$13.1	1522	Sep 2020	N/A
804	\$4,350,000	2/3	\$2,729.0	1594	Oct 2020	N/A
805	\$3,500,000	2/3	\$2,299.6	1522	Oct 2020	N/A
805	\$32,000/mth	2/3	\$21.0	1522	Oct 2020	N/A
901	\$5,800,000	3/4	\$2,395.7	2421	Sep 2020	N/A
1001	\$6,795,000	3/4	\$2,806.7	2421	Sep 2020	N/A
1001	\$29,000/mth	3/4	\$13.1	2217	Oct 2020	N/A
1101	\$7,850,000	3/4	\$3,242.5	2421	Sep 2020	N/A
1101	\$5,995,000	3/4	\$2,476.2	2421	Sep 2020	N/A
1501	\$9,900,000	4/4	\$2,808.5	3525	Sep 2020	N/A

Currently Listed

ACTIVE LISTINGS 2/2

Unit	Price	Beds/Baths	\$/Sqft	Sqft	Listing Date	Owner
1505	\$8,495,000	3/4	\$2,455.2	3460	Sep 2020	N/A
1605	\$9,900,000	3/5	\$3,091.8	3202	Oct 2020	N/A